

INCREASING VACCINATION RATES IN YOUR WORKPLACE

Tuesday, August 31, 2021



INCREASING VACCINATION RATES IN YOUR WORKPLACE

Host

Joe Reardon

President & CEO
Greater Kansas City
Chamber of Commerce

Panel Moderator

Carolyn Watley

Vice President,
Community Engagement
CBIZ

Legal Expert

Brittany Barrientos

Partner
Stinson LLP

Panelist

Deidre Anderson

Executive Director
United Inner City Services

Panelist

Steve Gound

Chairman Emeritus
Labconco

Legal Expert

Molly Keppler

Partner
Stinson LLP

Panelist

Diane Gallagher

Vice President,
Head of Employee Experience
American Century Investments

Panelist

Charlie Shields

President and CEO
Truman Medical Centers/
University Health



DELTA VARIANT BUSINESS SURVEY RESPONSES

184

Responses
from large,
medium, small
businesses,
nonprofits, and
municipalities

15% employers **requiring** vaccines for their employees
85% have no such requirement

34% employers **incentivizing** vaccines for their employees
66% are not incentivizing vaccines

78% employers **requiring mask wearing** in their workplace
22% are not requiring masks

31% employers currently having **travel restrictions** in place
69% have no travel restrictions



DELTA VARIANT BUSINESS SURVEY RESPONSES

7

**Average level
of concern**
about Delta Variant

20% employers not allowing visitors into their workplace
80% are allowing visitors

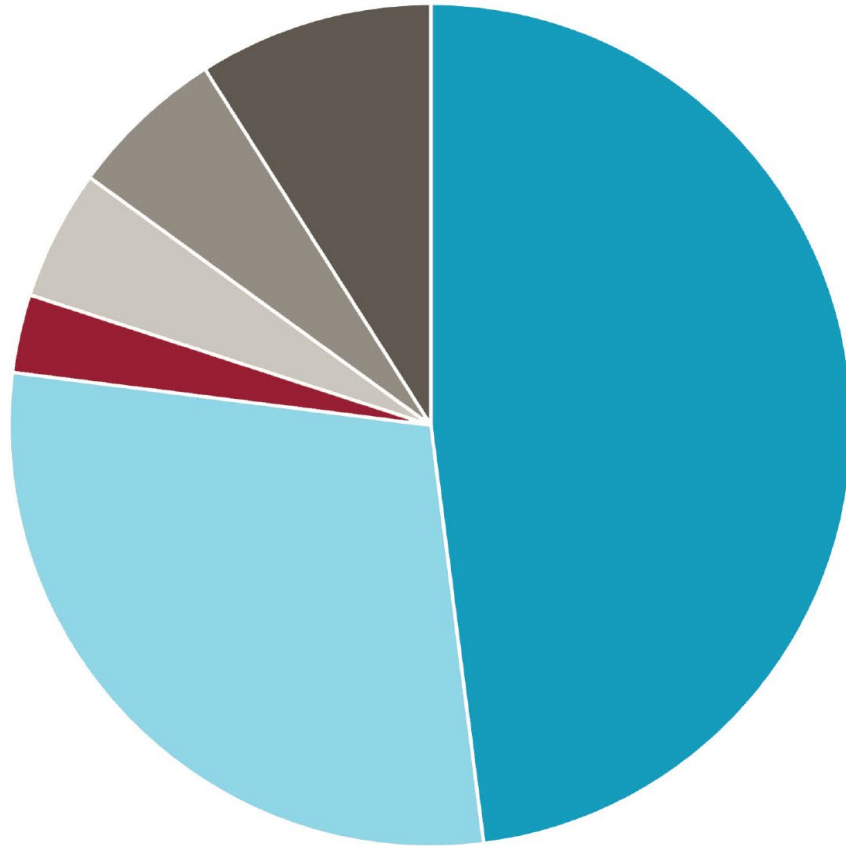
44% employers have changed their return to office
policies due to the Delta variant
56% have not

14% of employers have changed their return to office
policies to allow more flexibility for employees with small
children
86% have not




DELTA VARIANT BUSINESS SURVEY RESPONSES

When do you anticipate a full return to the workplace?



48% work for companies that have fully returned to the office



29% of respondents' companies have not decided when they will fully return to their workplace



3% anticipate to return near Sept. 1



5% anticipate returning near Oct. 1



6% anticipate returning near Nov. 1

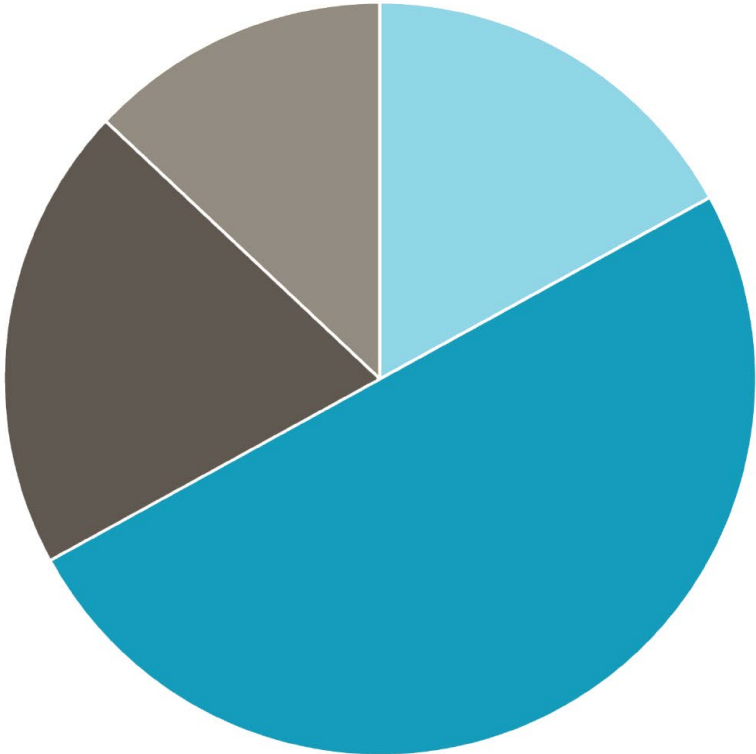






9% anticipate returning after the first of the year.



DELTA VARIANT BUSINESS SURVEY RESPONSES

What is your comfort level with in-person events?



-  **50%** are attending both in-person and virtual events, but more virtual
-  **16%** prefer virtual events right now
-  **12%** prefer in-person events right now
-  **22%** are attending both in-person and virtual events, but more in-person



**MORE VACCINATIONS
IN SEPTEMBER
= SAFER, HEALTHIER
GATHERINGS IN NOVEMBER**

Let's do this!

